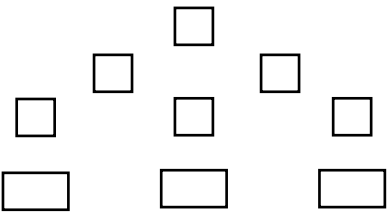
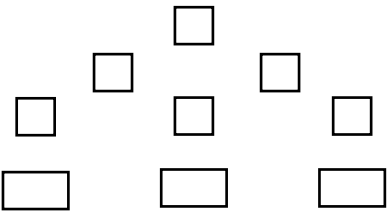
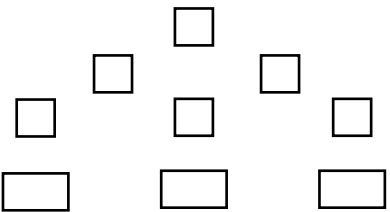
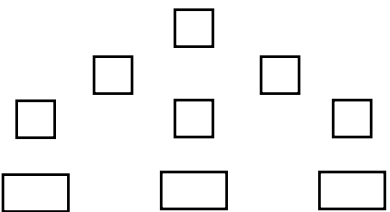
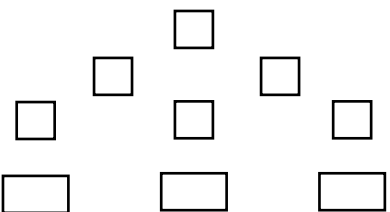


Food Web Simulation

1. Go to the Food Web Simulation link on our website.
2. Choose the links you want in your food web and draw them on your recording sheet.
3. Hit reset, and then run. Watch the interactions of the organisms and the line graph.
4. Record your observations and reasoning on the recording sheet.

Simulation #1 	Observations	Possible Explanation
Simulation #2 	Observations	Possible Explanation
Simulation #3 	Observations	Possible Explanation
Simulation #4 	Observations	Possible Explanation
Simulation #5 	Observations	Possible Explanation

<p>Simulation #6</p>	<p>Observations</p>	<p>Possible Explanation</p>
<p>Simulation #7</p>	<p>Observations</p>	<p>Possible Explanation</p>
<p>Simulation #8</p>	<p>Observations</p>	<p>Possible Explanation</p>
<p>Simulation #9</p>	<p>Observations</p>	<p>Possible Explanation</p>
<p>Simulation #10</p>	<p>Observations</p>	<p>Possible Explanation</p>
<p>Simulation #11</p>	<p>Observations</p>	<p>Possible Explanation</p>